




*Selle Français
2 and 3 y.o males
Sport Life
Expectancy*

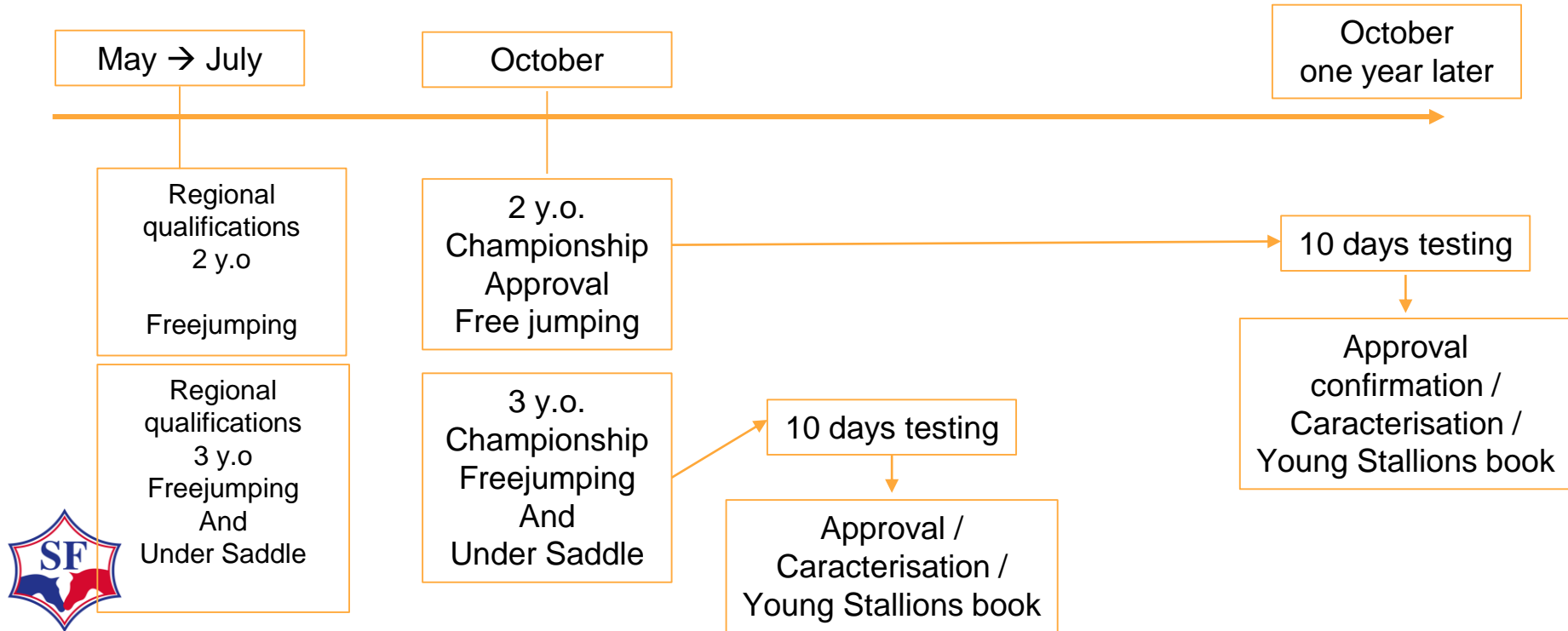




- 2 and 3 y.o qualification – approval organisation
- Population studied
- Analysis method
- Result - Conclusion
- For further

2 and 3 years-old selection

Before 2019



2 and 3 years-old selection

Qualification < 2022

Circuit de sélection MALES SF de 2 et 3 ans

Qualificatives Mâles de 2 ans

1,20m	1,15m		
1,20m		7m20 à 7m60	0,60m

Qualificatives Mâles de 3 ans

Saut en liberté

1,30m	1,25m		
1,40m		7m20 à 7m60	0,60m



1^{er} - FAHRENHEIT DE VAINS SF [Par CORNET OBOLENSKY et ISMENE DU THOT SF Par GREDO DE PAULSTRA SF] ENJAGÉ PAR M BIHL CHRISTIAN

2 and 3 years-old selection

Championship < 2022

Finale JSF Mâles de 2 ans

1,25m		1,20m	7m40	0,80m	6m70	
	1,30m					0,60m

N.B. Les chevaux pourront être arrêtés à l'entrée du virage précédant la ligne, avec la mise en place d'un dispositif pour réguler la vitesse des chevaux

Finale JSF Mâles de 3 ans

Saut en liberté


1,35m		1,30m	7m60	0,90m	6m80	
	1,50m					0,60m

N.B. Les chevaux pourront être arrêtés à l'entrée du virage précédant la ligne, avec la mise en place d'un dispositif pour réguler la vitesse des chevaux



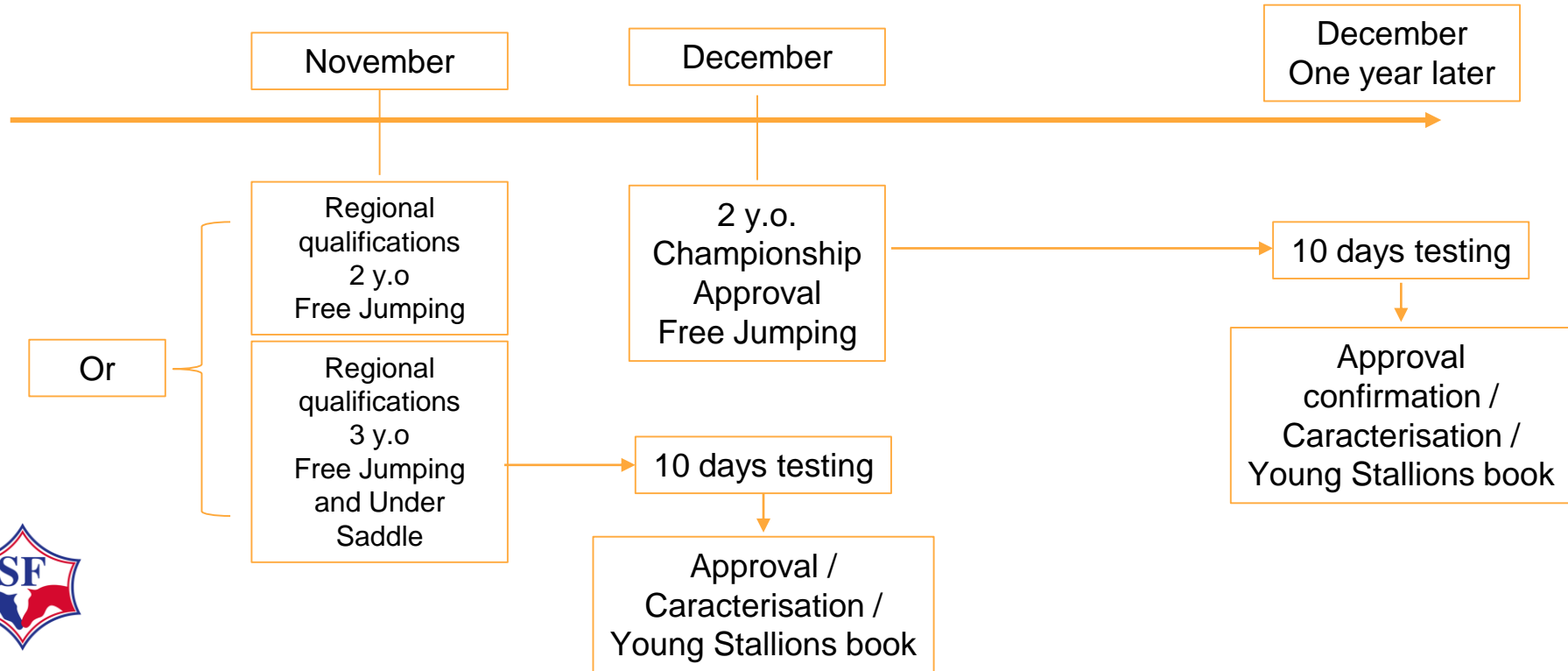
3 years-old Championship

Saut monté ; ligne placée sur la longueur



2 and 3 years-old selection

Since 2019



2 years-old selection

Qualification and Championship

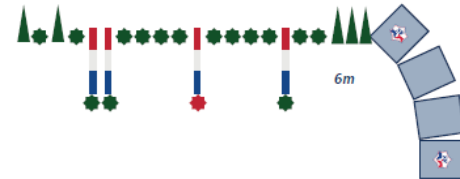
Qualificatives mâles 2 ans

SAUT EN LIBERTÉ

. < 2022 : 1,15m - 1,20m - 1,20m
. 2022 : 1,05m - 1,35m - 1,10m



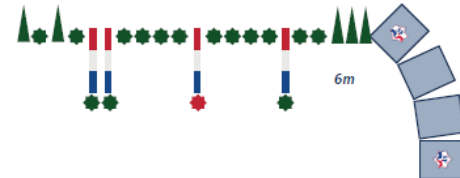

Les distances se mesurent entre la barre de l'obstacle de réglage et la barre du premier plan de l'oxer.
Les chevaux pourront être arrêtés à l'entrée du virage précédant la ligne, avec la mise en place d'un dispositif pour réguler la vitesse des chevaux.



Finales mâles 2 ans

SAUT EN LIBERTÉ

. < 2022 : 1,20m - 1,30m - 1,25m
. 2022 : 1,15m - 1,50m - 1,20m

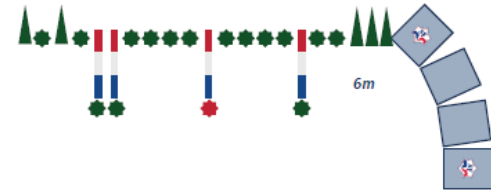


3 years-old selection

Qualification

Qualificatives mâles 3 ans

SAUT EN LIBERTÉ



SAUT MONTÉ (Ligne appuyée sur une lice)



1 obstacle isolé de type droit appelé ou oxer, bien encadré, aux cotés équivalentes sera également sauté, dans l'enchaînement de la ligne sur les deux derniers passages.



How is the sport life expectancy of this particular population ?

Ref : Anne Ricard – Survival Study

Population in analysis
Between 2009 and 2020

- Finalists at 2 years-old
 - Non-finalists but qualifications' participants
 - Qualifications' participants at 3 years-old
- = 3 541* horses born between 2006 and 2018

Compared to the population of reference : 192 270 horses

Born starting from 1981, participating in jumping competition in France from 1985 to 2021



*Are taken into account in the analysis, the horses having only achieved CSO ; excluding horses having done both show jumping and eventing

Study

Survival analysis method

"**survival analysis method**" based on probabilities of still competing the following year

Longevity is measured by the number of years in competition (including off-years and whether the horse is still in competition at the end of the study period)

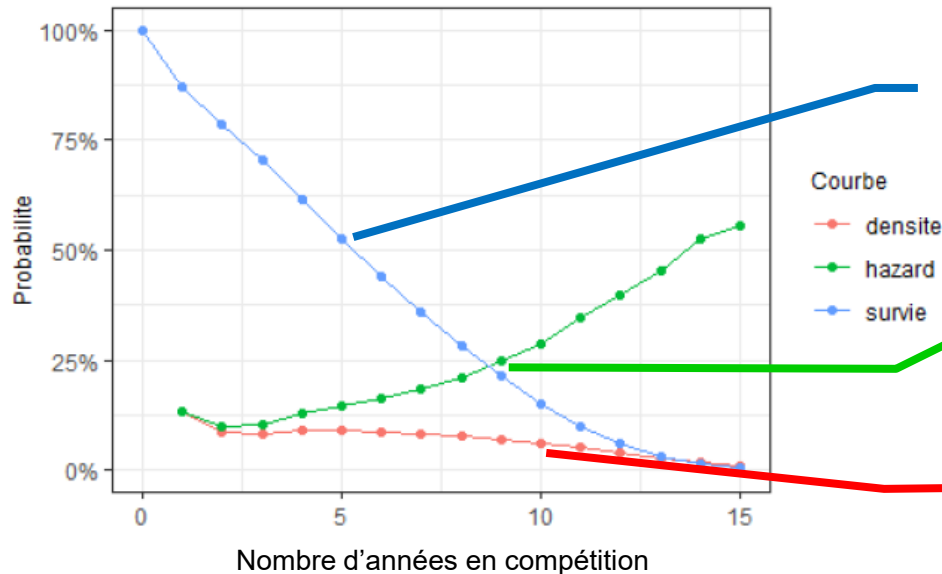
Reference Horse = Gelding, having started his career at 4 years-old, of performance index level (about 100 - ISO), born in Normandy in May



- **3 basics' evaluations :**

- **Survival Curve** = probability for a horse to still be present after x years in competition
- **Hazard Curve** = probability that the horse will be retired in the current year knowing that it was still present in competition the previous year
- **Density curve** = probability that the longevity of a horse is exactly equal to the number of years shown on the abscissa

Reference horse curves (4 y.o Gelding)



More than half of the horses remain after 5 years in competition (52%)

There is a 1/4 chance that the horse will be exempted after 9 years of competition knowing that it is still present the previous year

There is an 8% chance that the horse might have a sport life expectancy for 10 years



3 basics' evaluations → Which translate into "risk of being reformed/exempted" (exit of competition)

- The **reference population** has a risk of **1**
- **If** a horse has a risk of **2** = it **multiplies** its risk of being reformed/exempted **by 2** compared to the reference horse → **lower sport life longevity**
- **If** a horse has a risk of **0,5** = it **divides** its risk of being reformed/exempted **by 2** compared to the reference horse → **higher sport life longevity**



Results

Caegory	Horses	Relativ risk of reformed/exempted (exit of competition)	Half-Life with average perf level (50% reformed before 50% reformed after)	Half-Life with high level perfs level (50% reformed before 50% reformed after)
Reference Pop	192 270	1	5,28 years of competition	7,60 years of competition
3 y.o qualifs	1 877	0,93	5,58 years of competition	8,02 years of competition
2 y.o qualifs	1 232	0,88	5,83 years of competition	8,34 years of competition
2 y.o finalists	432	0,82	6,12 years of competition	8,71 years of competition



Average perf Level : ISO 90-100
 High perf level : ISO 120-130
 → All sport life long

Results

For the 3 categories studied, **longevity in competition is greater** than that of the general population :

- ◆ The best longevity is obtained by the population of finalist males at **2 years-old**
- ◆ Then that of the 2 years-old males participating in the qualifications and not finalists
- ◆ Then that of the 3 years-old males participating in the qualifications



Conclusions

The risk of being reformed/exempted (exit of competition) is lower (therefore longevity is better) for the 3 categories and particularly for the finalists at 2 years-old

This better longevity is observed independently of the sporting level reached by the males. Whether the male reaches an average sporting level or a high level, the longevity is superior compared to the reference population of the same category

This is an observation. We cannot extrapolate on the cause of this effect : selection of the males presented on their health ? better breeding and development conditions ? positive effect of correct early



training...?

For Further

To go further ; the observation and the inventory of reasons which explain this sport life longevity would be an interesting exploration : Heredity ? Health ? Breeding conditions ? Training ? Riders'level ?

→ Stay tuned in November :

WBFSH Webinar with Anne Ricard details of the method about survival study / longevity in competition

